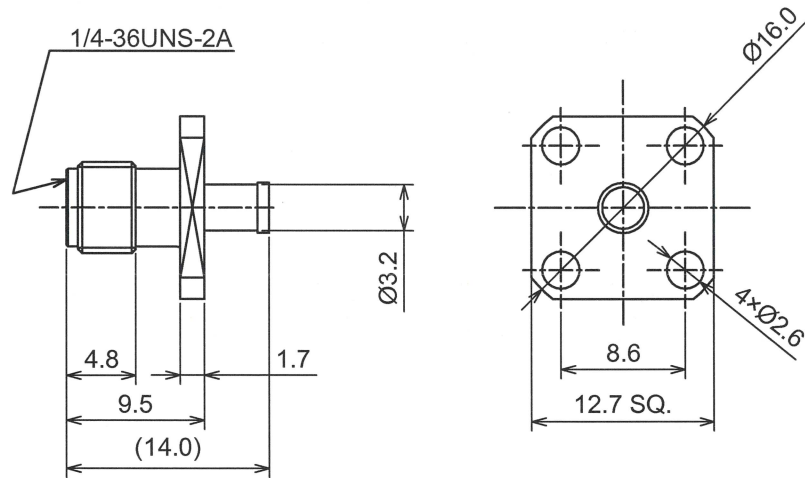


RoHS10 Support

REACH Support

CFSI Support


○形状 (SHAPE)



○規格 (Standard)
MIL-C-39012

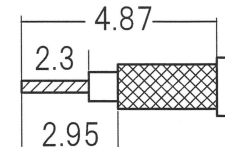
○仕様 (Specification)

- 特性インピーダンス (Impedance): 50Ω
- 定格周波数 (Working Frequency Range): DC~6GHz
- 電圧定在波比 (VSWR): ≤ 1.25 at 6GHz
- 挿入損失 (Insertion Loss): 0.03dB max
- 定格電圧 (Voltage Rating): 250V rms
- 耐電圧 (Proof Voltage): 335V rms
- 接触抵抗 (Contact Resistance): Inner 6.0/Outer 2.0 m Ω max
- 絶縁抵抗 (Insulation Resistance): $\geq 5000M \Omega$
- 勘合保証回数 (Connector Life): 500 times min
- 使用温度範囲 (Temperature range): $-65^{\circ}\text{C} \sim 155^{\circ}\text{C}$
- 推奨締め付けトルク (Recommended Torque) 0.8~1.0 Nm

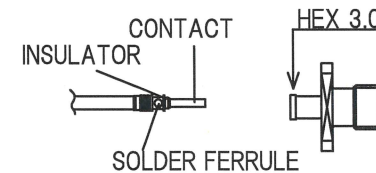


○加工寸法 (ASSEMBLY)

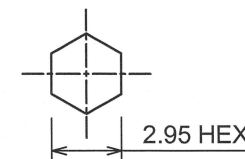
RECOMMENDED CABLE STRIPPING DIMS



SOLDER CONTACT TO CABLE CENTER CONDUCTOR,
BOTTOMING ON INSULATOR



RECOMMENDED CLIPPING TOOL SIZE



RECOMMENDED CRIMP HEIGHT 3.00 ± 0.1

The tolerance in this area is ± 0.10

4	FERRULE	BRASS	GOLD
3	Contact	BeCu	GOLD
2	Dielectric	PTFE	NONE
1	Body	BRASS	NICKEL
No	DESCRIPTION	MATERIAL	FINISH

TOLERANCE DECIMALS .XX ± 0.10 .X ± 0.15 DIAMETER .X ± 0.10				日本エレパーツ株式会社 NIHON ELEPARTS Co.,LTD	
Approved	Checked	Drawn			
 '22.02.01 山崎	 '22.02.01 大江	 '22.02.01 大江	A4	N A M E	SMA-PJ-1.48
				REV	1