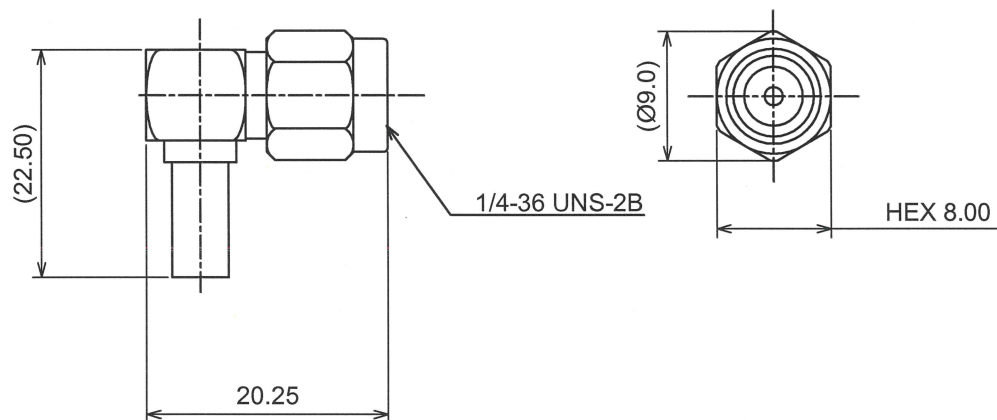


RoHS10 Support

REACH Support

CFSI Support

○形状 (SHAPE)



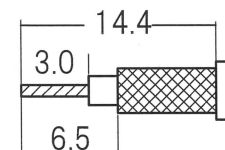
○規格 (STANDARD)
MIL-C-39012

○仕様 (SPECIFICATION)

- 特性インピーダンス (Impedance) : 50 Ω
- 定格周波数 (Working Frequency Range) : DC~6GHz
- 電圧定在波比 (VSWR) : ≤ 1.45 max at 6GHz
- 挿入損失 (Insertion Loss) : 0.06 dB max × √f GHz (f:Frequency)
- 定格電圧 (Voltage Rating) : 335 Vrms max
- 耐電圧 (Proof Voltage) : 750 Vrms max
- 勘合保証回数 (Connector Life) : 500 times min
- 使用温度範囲 (Temperature range) : -65°C~165°C
- 推奨締め付けトルク (Recommended Torque) 0.8~1.1 Nm

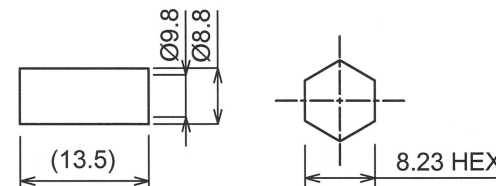
○加工寸法 (ASSEMBLY)

RECOMMENDED CABLE STRIPPING DIMS



SOLDER CONTACT TO CABLE CENTER CONDUCTOR

RECOMMENDED CLIPPING TOOL SIZE



RECOMMENDED CRIMP HEIGHT 8.43±0.25

INTO THE INSULATOR AND PRESS IN THE CAP

The tolerance in this area is ± 0.10

8	Ferrule	BRASS	NICKEL
7	Cap	BRASS	NICKEL
6	Gasket	S. I. R	RED
5	C-ring	BERYLLIUM	NATURE
4	Coupling Nut	BRASS	NICKEL
3	Contact	BRASS	GOLD
2	Insulator	PTFE	NONE
1	Body	BRASS	NICKEL
No	DESCRIPTION	MATERIAL	FINISH



TOLERANCE				日本エレパーツ株式会社 NIHON ELEPARTS Co.,LTD	
DECIMALS	.XX ±0.10	.X ±0.13			
DIAMETER	.X ±0.03				
Approved	Checked	Drawn	Unit	NAME	REV
			mm		
			A4		