

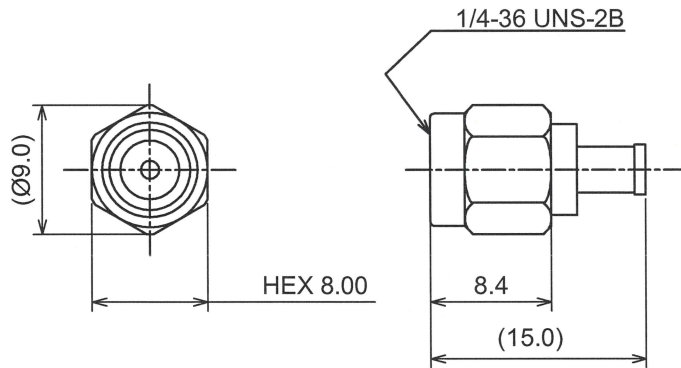
RoHS10 Support

REACH Support

CFSI Support

IP66 Waterproof after mating (Requires waterproof tube)

○形状 (SHAPE)



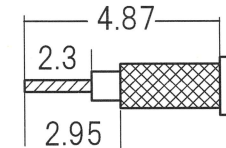
○規格 (STANDARD)
MIL-C-39012

○仕様 (SPECIFICATION)

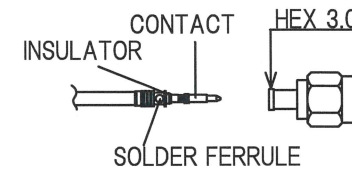
- 特性インピーダンス (Impedance) : 50 Ω
- 定格周波数 (Working Frequency Range) : DC~6GHz
- 電圧定在波比 (VSWR) : ≤1.40 max at 6GHz
- 挿入損失 (Insertion Loss) : 0.04 dB max × √f GHz (f:Frequency)
- 定格電圧 (Voltage Rating) : 335 Vrms max
- 耐電圧 (Proof Voltage) : 750 Vrms max
- 勤合保証回数 (Connector Life) : 500 times min
- 使用温度範囲 (Temperature range) : -65°C~155°C
- 推奨締め付けトルク (Recommended Torque) 0.8~1.1 Nm

○加工寸法 (ASSEMBLY)

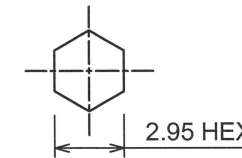
RECOMMENDED CABLE STRIPPING DIMS



SOLDER CONTACT TO CABLE CENTER CONDUCTOR,
BOTTOMING ON INSULATOR



RECOMMENDED CLIPPING TOOL SIZE



RECOMMENDED CRIMP HEIGHT 3.00±0.1

The tolerance in this area is ± 0.10

8	GASKET	S . I . R	RED
7	R-ring	SUS304	NATURE
6	FERRULE	BRASS	GOLD
5	INSULATOR	PTFE	NONE
4	Coupling Nut	BRASS	NICKEL
3	Contact	BRASS	GOLD
2	Dielectric	PTFE	NONE
1	Body	BRASS	NICKEL
No	DESCRIPTION	MATERIAL	FINISH



TOLERANCE			
DECIMALS	.XX ±0.08	.X ±0.13	
DIAMETER	.X ±0.03		
Approved	Checked	Drawn	Unit
			mm
			A4

日本エレパーツ株式会社
NIHON ELEPARTS Co.,LTD

SMA-PS-1.13

REV
2