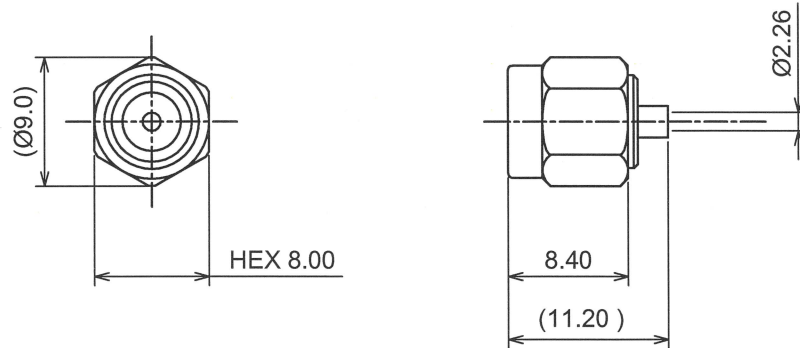


RoHS10 Support

REACH Support

CFSI Support

○形状 (SHAPE)



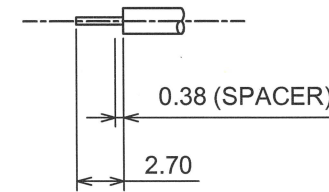
○規格 (STANDARD)  
MIL-C-39012

○仕様 (SPECIFICATION)

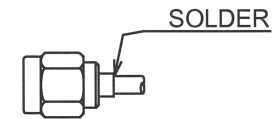
- 特性インピーダンス (Impedance) : 50Ω
- 定格周波数 (Working Frequency Range) : DC~18GHz
- 電圧定在波比 (VSWR) : ≤1.20 max at 18GHz
- 挿入損失 (Insertion Loss) : 0.04 dB max × √f GHz (f:Frequency)
- 定格電圧 (Voltage Rating) : 250 Vrms max
- 耐電圧 (Proof Voltage) : 500 Vrms max
- 勤合保証回数 (Connector Life) : 500 times min
- 使用温度範囲 (Temperature range) : -65°C~165°C
- 推奨締め付けトルク (Recommended Torque) 0.8~1.1 Nm

○加工寸法 (ASSEMBLY)

RECOMMENDED STRIPPED INSTRUCTIONS




SOLDER CONTACT TO CABLE CENTER CONDUCTOR



SOLDER TO THE ABOVE

The tolerance in this area is ± 0.10

|    |              |          |           |
|----|--------------|----------|-----------|
| 6  | GASKET       | S. I. R  | RED       |
| 5  | R-ring       | SUS303   | NATURE    |
| 4  | Coupling Nut | SUS303   | PASSIVATE |
| 3  | Contact      | BRASS    | GOLD      |
| 2  | Dielectric   | PTFE     | NONE      |
| 1  | Body         | BRASS    | GOLD      |
| No | DESCRIPTION  | MATERIAL | FINISH    |



|   |                 |                 |    |                                       |          |
|---|-----------------|-----------------|----|---------------------------------------|----------|
| TOLERANCE<br>DECIMALS .XX ±0.08 .X ±0.13<br>DIAMETER .X ±0.03 |                 |                 |    | 日本エレパーツ株式会社<br>NIHON ELEPARTS Co.,LTD |          |
| Approved  | Checked         | Drawn           |    |                                       |          |
| '22.02.01<br>山崎   | '22.02.01<br>大江 | '22.02.01<br>大江 | A4 | NAME<br>SMA-PS-UT085                  | REV<br>2 |