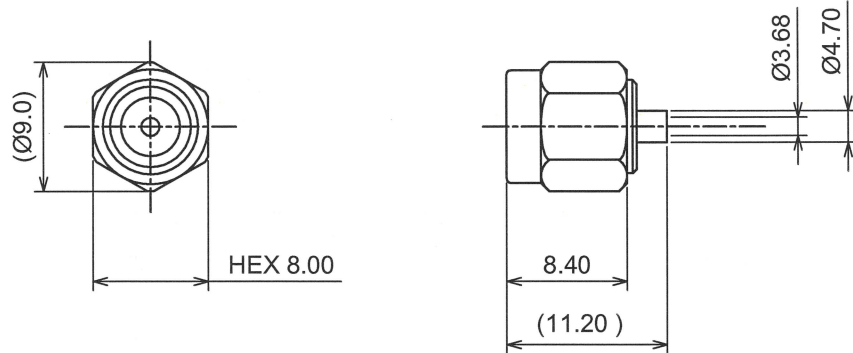


RoHS10 Support

REACH Support

CFSI Support

○形状 (SHAPE)



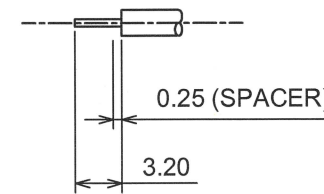
○規格 (STANDARD)
MIL-C-39012

○仕様 (SPECIFICATION)

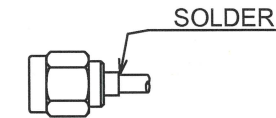
- 特性インピーダンス (Impedance) : 50 Ω
- 定格周波数 (Working Frequency Range) : DC~18GHz
- 電圧定在波比 (VSWR) : ≤1.20 max at 18GHz
- 挿入損失 (Insertion Loss) : 0.04 dB max × √f GHz (f:Frequency)
- 定格電圧 (Voltage Rating) : 335 Vrms max
- 耐電圧 (Proof Voltage) : 500 Vrms max
- 勤合保証回数 (Connector Life) : 500 times min
- 使用温度範囲 (Temperature range) : -65°C~165°C
- 推奨締め付けトルク (Recommended Torque) 0.8~1.1 Nm

○加工寸法 (ASSEMBLY)

RECOMMENDED STRIPPING INSTRUCTIONS




SOLDER CONTACT TO CABLE CENTER CONDUCTOR



SOLDER TO THE ABOVE

The tolerance in this area is ± 0.10

6	GASKET	S. I. R	RED
5	R-ring	SUS304	NATURE
4	Coupling Nut	SUS303	PASSIVATE
3	Contact	BRASS	GOLD
2	Dielectric	PTFE	NONE
1	Body	BRASS	GOLD
No	DESCRIPTION	MATERIAL	FINISH



TOLERANCE DECIMALS .XX ±0.08 .X ±0.13 DIAMETER .X ±0.03				日本エレパーツ株式会社 NIHON ELEPARTS Co.,LTD	
Approved	Checked	Drawn			
			A4	NAME SMA-PS-UT141	REV 2