

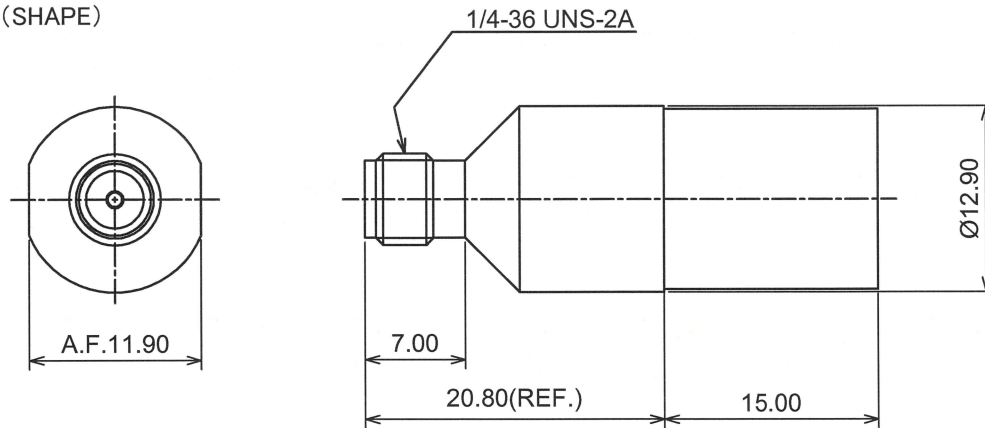
RoHS10 Support

REACH Support

CFSI Support

IP66 Waterproof after mating (Requires waterproof tube)

○形状 (SHAPE)



○規格 (STANDARD)  
MIL-C-39012

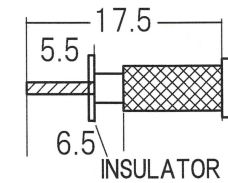
○仕様 (SPECIFICATION)

- 特性インピーダンス (Impedance) :  $50 \Omega$
- 定格周波数 (Working Frequency Range) : DC~6GHz
- 電圧定在波比 (VSWR) :  $\leq 1.50$  max at 6GHz
- 挿入損失 (Insertion Loss) :  $0.04\text{dB max} \times \sqrt{f}$  GHz (f:Frequency)
- 定格電圧 (Voltage Rating) : 335 Vrms max
- 耐電圧 (Proof Voltage) : 1000 Vrms max
- 勘合保証回数 (Connector Life) : 500 times min
- 使用温度範囲 (Temperature range) :  $-50^{\circ}\text{C} \sim 150^{\circ}\text{C}$
- 推奨締め付けトルク (Recommended Torque) 0.8~1.1 Nm



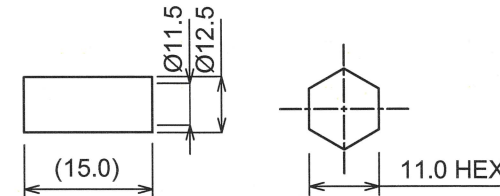
○加工寸法 (ASSEMBLY)

RECOMMENDED CABLE STRIPPING DIMS



- IF THE CORE WIRE IS A STRANDED WIRE, PERFORM PRELIMINARY SOLDERING.
- INSERT INSULATION INTO THE CABLE
- PUSH THE CABLE CENTER CONDUCTOR

RECOMMENDED CLIPPING TOOL SIZE



RECOMMENDED CRIMP HEIGHT 11.00 $\pm$ 0.30

The tolerance in this area is  $\pm 0.10$

5	FERRULE	BRASS	NICKEL
4	INSULATOR	PTFE	NONE
3	Contact	BeCu	GOLD
2	Dielectric	PTFE	NONE
1	Body	BRASS	NICKEL
No	DESCRIPTION	MATERIAL	FINISH

TOLERANCE DECIMALS .XX $\pm 0.08$ .X $\pm 0.13$ DIAMETER .X $\pm 0.03$				日本エレパーツ株式会社 NIHON ELEPARTS Co.,LTD	
Approved	Checked	Drawn			
'22.02.01 山崎	'22.02.01 大江	'22.02.01 大江	A4	N A M E SMA-RS-8DSFA	REV 2