

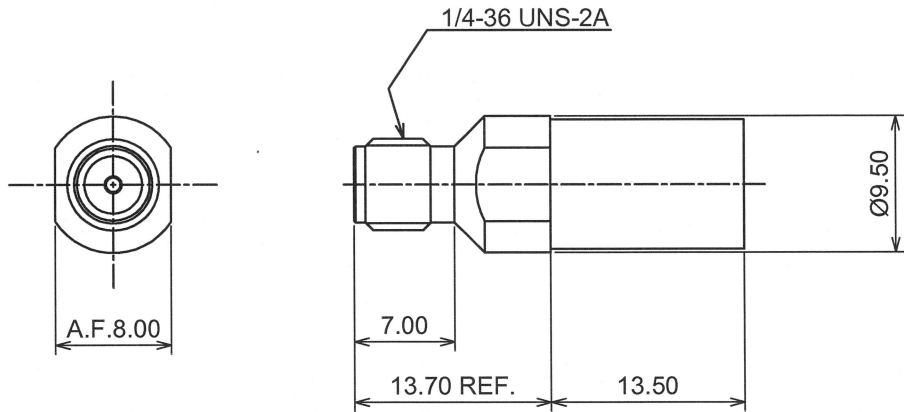
RoHS10 Support

REACH Support

CFSI Support

IP66 Waterproof after mating (Requires waterproof tube)

○形状 (SHAPE)



○規格 (STANDARD)  
MIL-C-39012

○仕様 (SPECIFICATION)

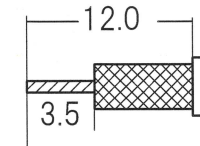
- 特性インピーダンス (Impedance): 50 Ω
- 定格周波数 (Working Frequency Range): DC~6GHz
- 電圧定在波比 (VSWR): ≤1.50 max at 6GHz
- 挿入損失 (Insertion Loss): 0.04 dB max × √f GHz (f:Frequency)
- 定格電圧 (Voltage Rating): 335 Vrms max
- 耐電圧 (Proof Voltage): 1000 Vrms max
- 勤合保証回数 (Connector Life): 500 times min
- 使用温度範囲 (Temperature range): -50°C~150°C

4	Ferrule	BRASS	NICKEL
3	Contact	BeCu	GOLD
2	Dielectric	PTFE	NONE
1	Body	BRASS	NICKEL
No	DESCRIPTION	MATERIAL	FINISH



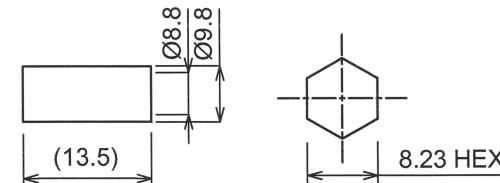
○加工寸法 (ASSEMBLY)

RECOMMENDED CABLE STRIPPING DIMS



SOLDER CONTACT TO CABLE CENTER CONDUCTOR

RECOMMENDED CLIPPING TOOL SIZE



RECOMMENDED CRIMP HEIGHT 8.43±0.25

The tolerance in this area is ± 0.10

TOLERANCE				日本エレパーツ株式会社 NIHON ELEPARTS Co.,LTD	
DECIMALS	.XX ±0.08	.X ±0.13			
DIAMETER	.X ±0.03				
Approved	Checked	Drawn	Unit	NAME	REV
22.02.01 山崎	22.02.01 大江	22.02.01 大江	mm		
			A4	SMA-RS-RG212U	2